

**Important** - Please read these instructions fully before starting assembly

If you need help, or have damaged or missing parts, please call **0141 945 2888** and ask for the QC department. However, please note if your product has been subject to obvious carrier damage to the carton during transit to your home, we recommend that you contact your supplier.

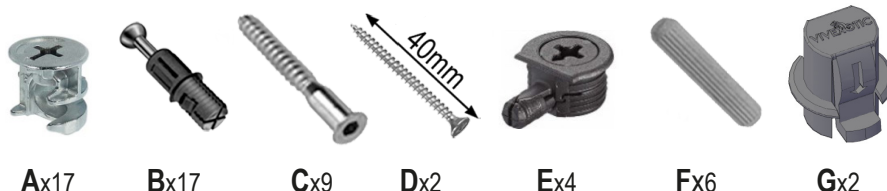
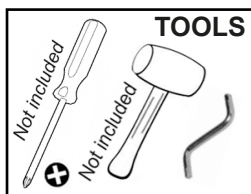
## 2 YEAR EXTENDED WARRANTY

You have automatically received a standard 12 month guarantee with your purchase, however will receive an extra 12 months free (giving you a total of 2 years warranty from the date of purchase), if you fill out your details online. Simply visit **uk.hagen.com** and click on the 'warranty' section.

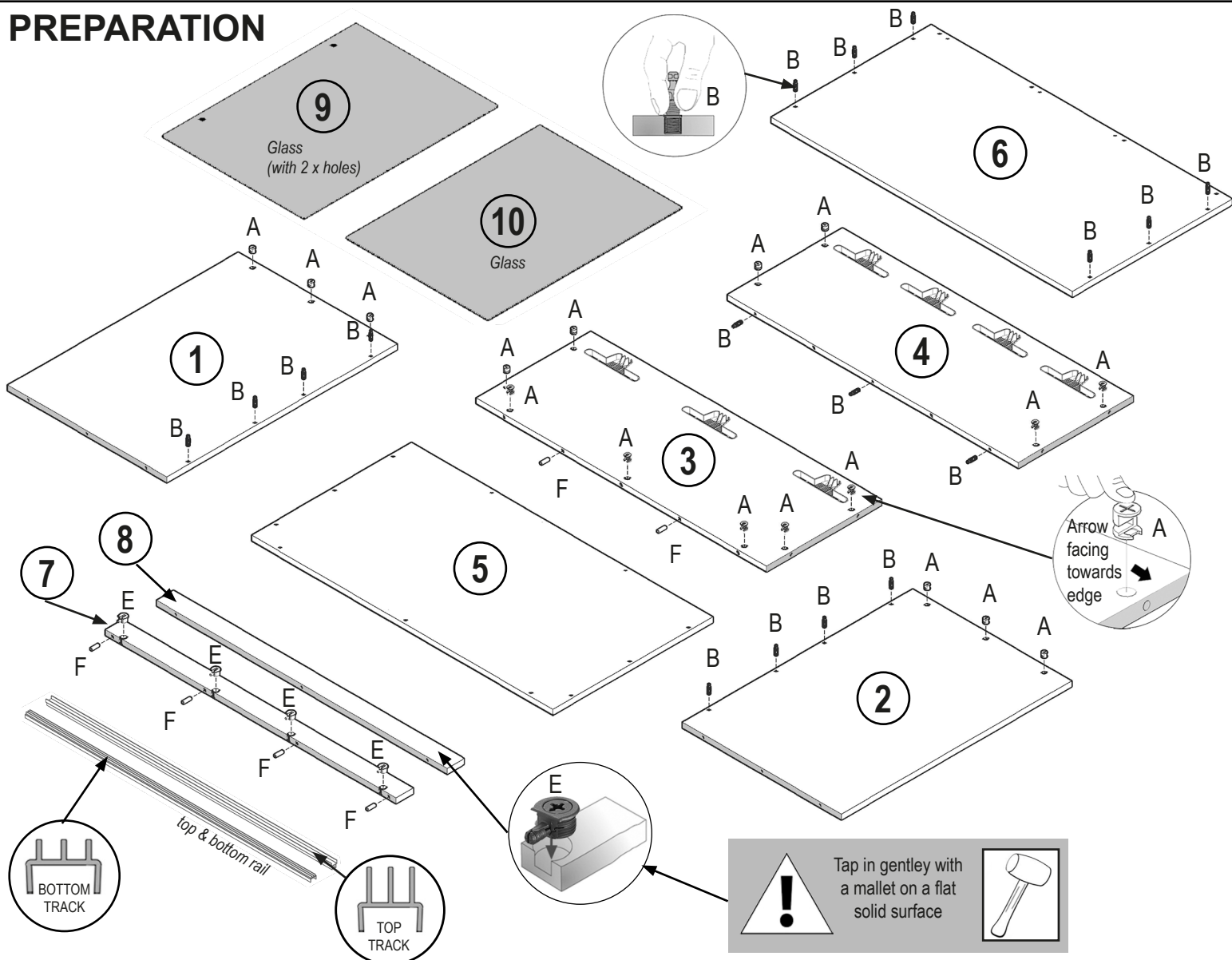
The standard and extended warranty covers for defective parts which have failed under normal use. We shall not replace parts that have been damaged by abnormal conditions or that which have been subjected to improper use. It is important that you seal your vivarium to prevent moisture entering into exposed chipboard. We will not replace parts that have been water damaged due to insufficient sealing. If not sealed correctly, this will invalidate the warranty.

## FITTINGS

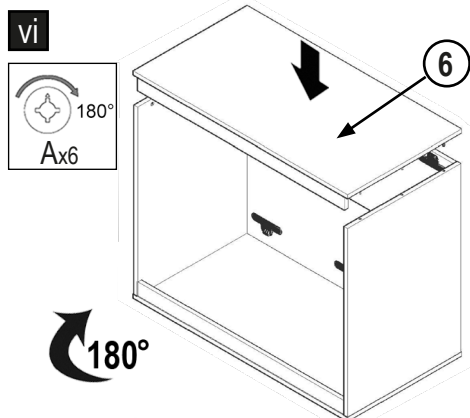
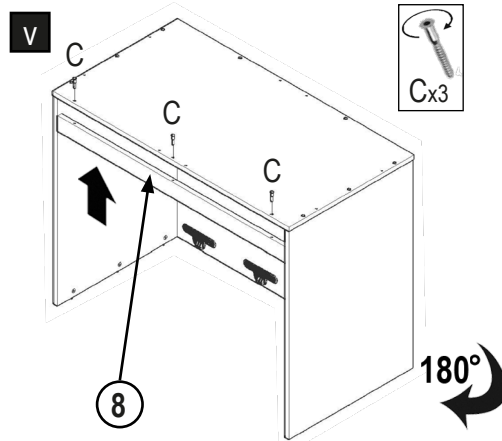
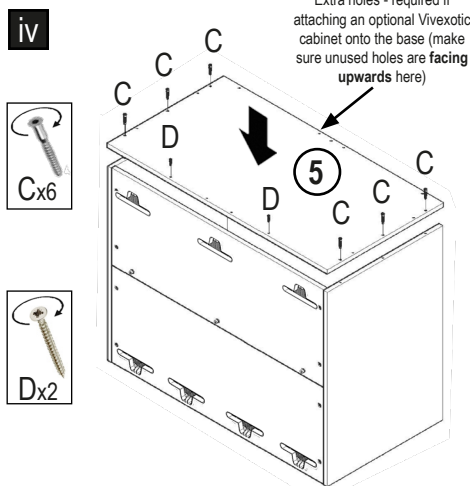
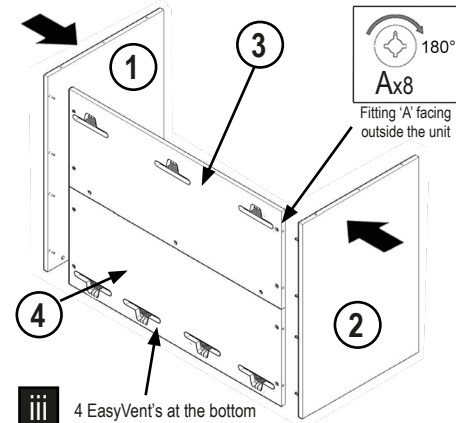
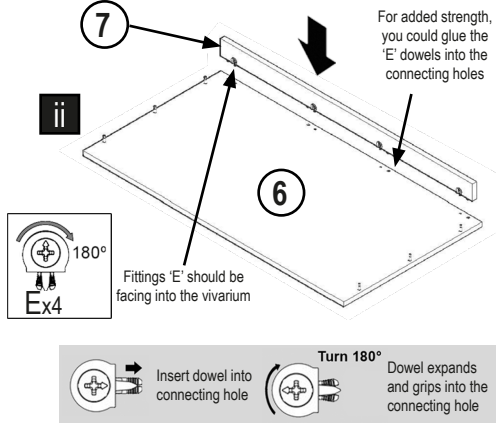
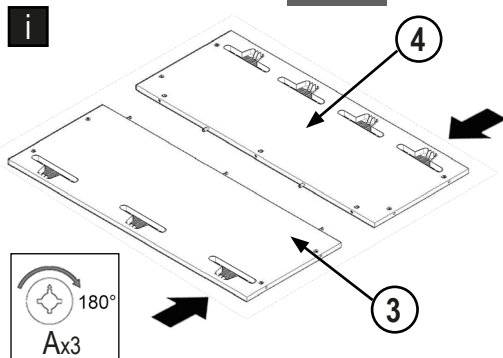
Please note this fittings pack is used in different products, therefore it may include extra fittings that are not required in this product.



## PREPARATION

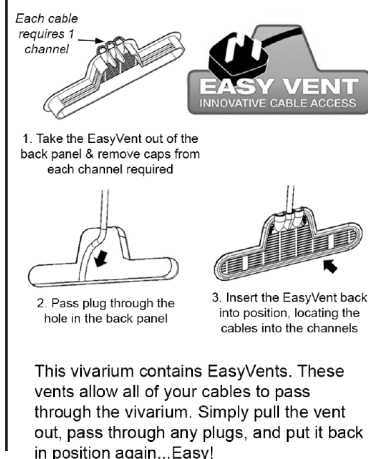
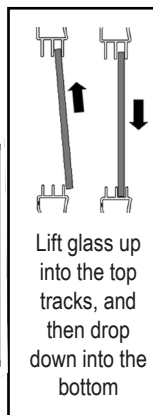
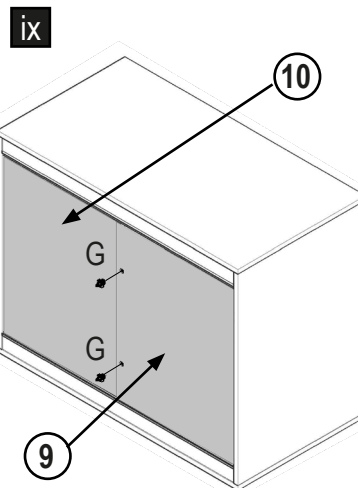
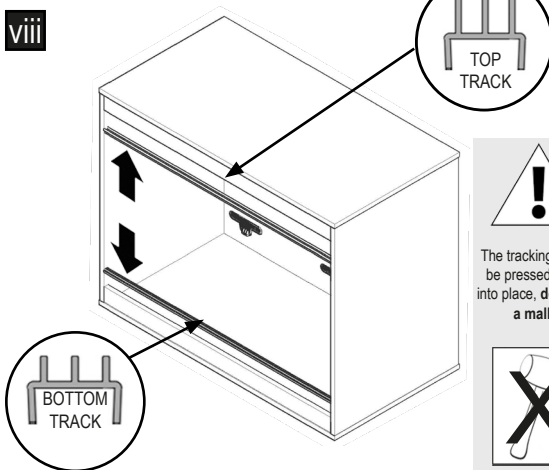


# ASSEMBLY



**vii**

**STOP!** At this point we recommend that you seal all joints and exposed fittings with a suitable silicon sealant, and leave overnight to cure.



## Protecting Your Vivarium - Silicon Sealing

It is advised that once built, you seal all joints and exposed fittings with aquarium silicon sealant, and leave overnight to cure. This sealing will prolong the life of your vivarium and proactively safeguard against accidental water spills and pet wastes. If your pet requires misting, it is essential that no excess water is left pooling within the vivarium. If water is allowed to seep into exposed joints, gaps or inadequately sealed edges the wood will swell.

We strongly recommend that the vivarium is sealed fully after construction, particularly where humidity levels are high. We recommend that humidity levels do not exceed 65% in any wooden vivarium and cannot guarantee the longevity of the vivarium in this case. For species requiring high levels of humidity we recommend Exo Terra Glass Terrariums. Please visit [www.exo-terra.com](http://www.exo-terra.com) for more details.

Please visit [vivexotic.co.uk](http://vivexotic.co.uk) for more information


We recommend Exo Terra reptile accessories for use with Vivexotic products. Please refer to the 'Exo Terra Essential Care & Equipment Guide' included for further details.



Vivexotic Large Deep Cabinet

A matching Vivexotic cabinet can also be purchased to fit directly onto the base of this vivarium.

PT4068



Safely mount heat mats inside your melamine vivarium with a Vivexotic Heat Mat Holder.

PT4047



The stainless steel Vivexotic Glass Door Lock & Key provides a secure locking system for your reptile.