

PT4124

VIVEXOTIC

ASSEMBLY INSTRUCTIONS

VIVA+
CHAMELEON
VIVARIUM

MADE IN THE UK

Issue 1

Important - Please read these instructions fully before starting assembly

If you need help, or have damaged or missing parts, please call **0141 945 2888** and ask for the QC department. However, please note if your product has been subject to obvious carrier damage to the carton during transit to your home, we recommend that you contact your supplier.

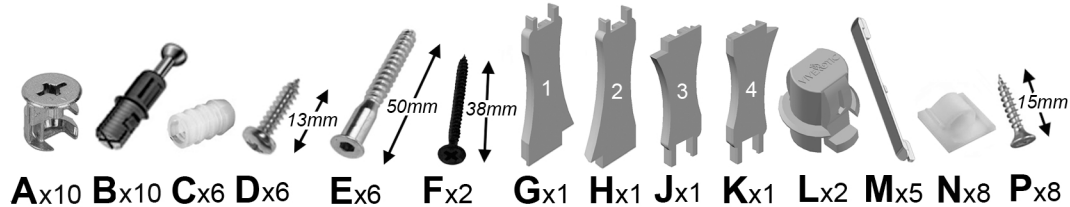
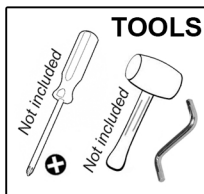
2 YEAR EXTENDED WARRANTY

You have automatically received a standard 12 month guarantee with your purchase, however will receive an extra 12 months free (giving you a total of 2 years warranty from the date of purchase), if you fill out your details online. Simply visit **uk.hagen.com** and click on the 'warranty' section.

The standard and extended warranty covers for defective parts which have failed under normal use. We shall not replace parts that have been damaged by abnormal conditions or that which have been subjected to improper use. It is important that you seal your vivarium to prevent moisture entering into exposed chipboard. We will not replace parts that have been water damaged due to insufficient sealing. If not sealed correctly, this will invalidate the warranty.

FITTINGS

Please note this fittings pack is used in different products, therefore it may include extra fittings that are not required in this product.



PREPARATION

SUGGESTED KIT (Exo Terra)

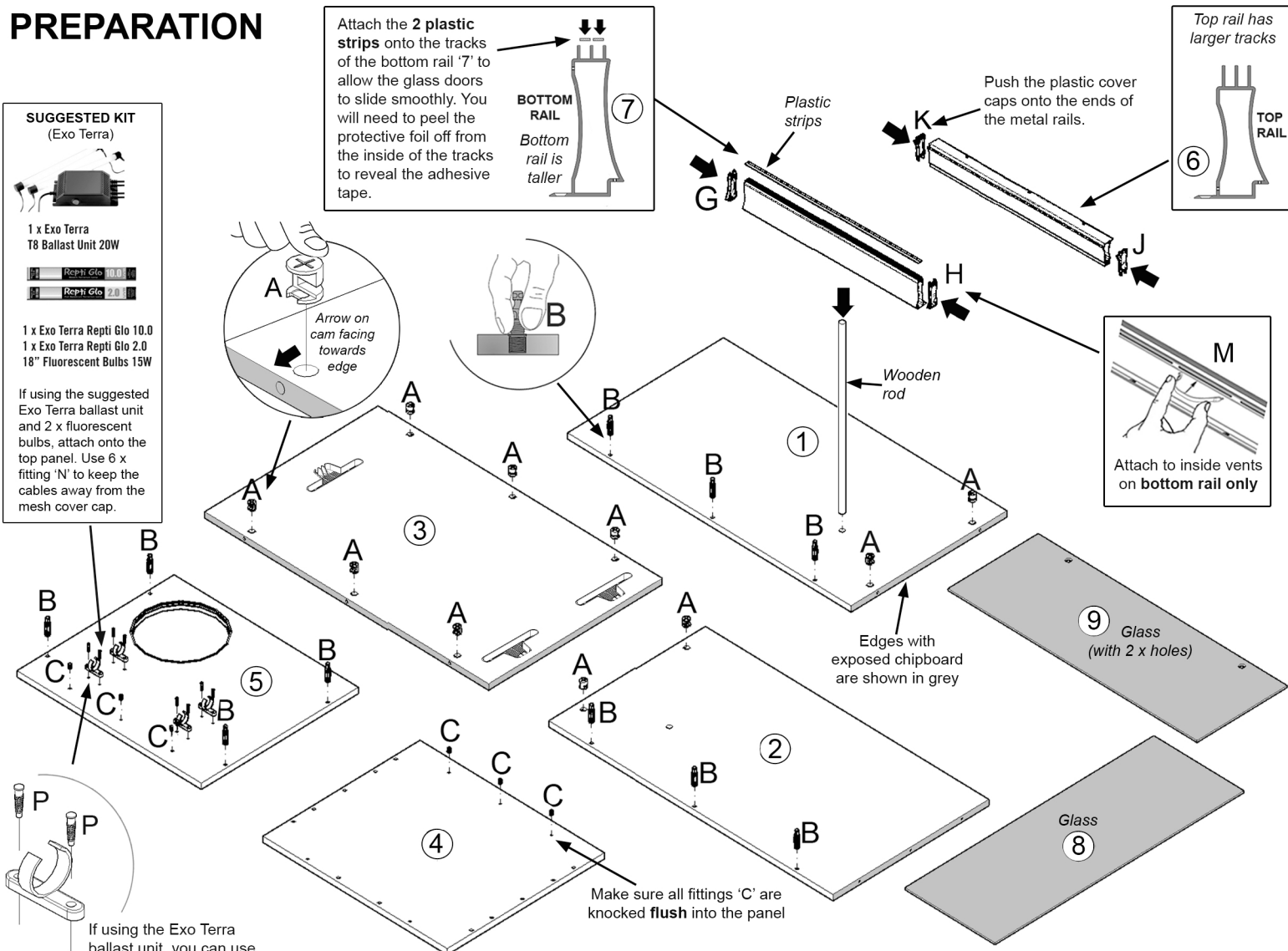


1 x Exo Terra
T8 Ballast Unit 20W

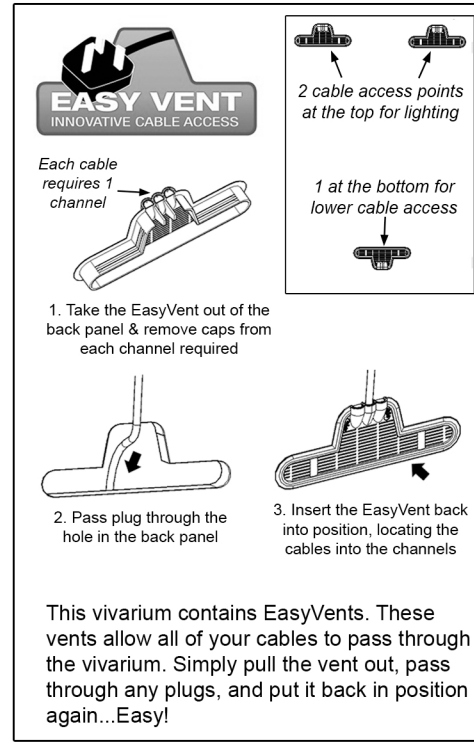
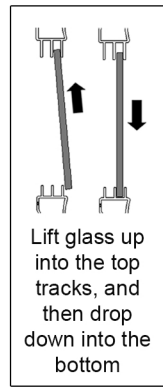
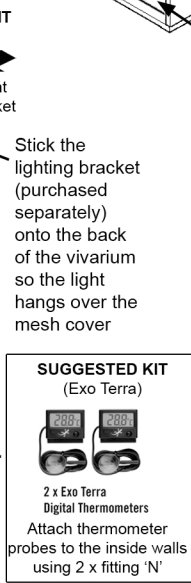
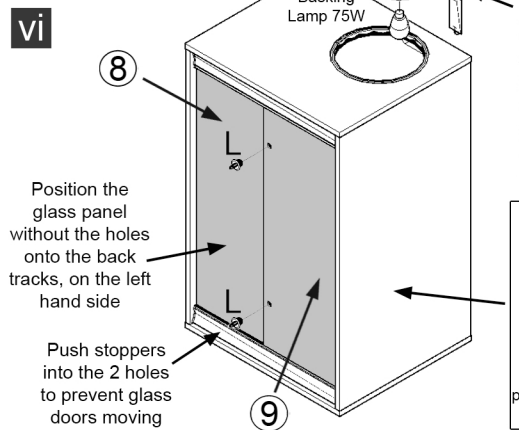
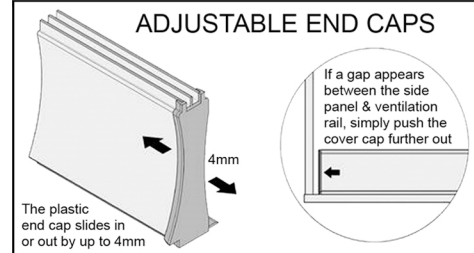
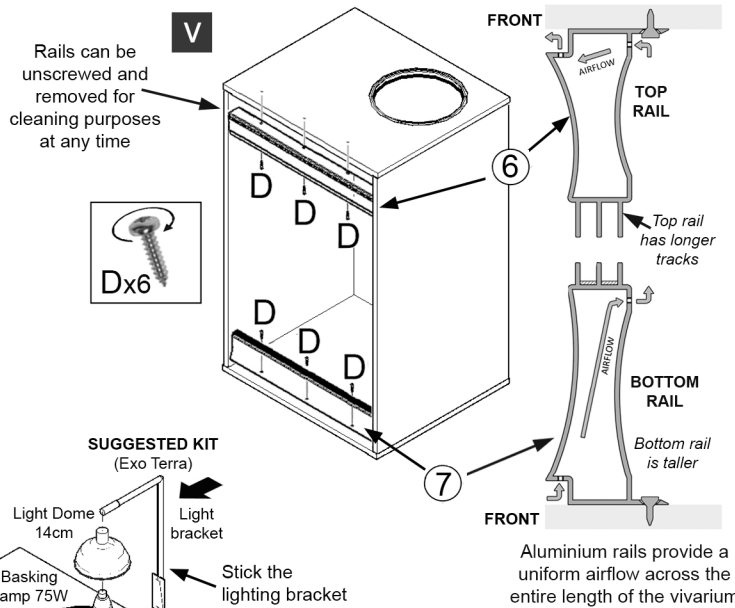
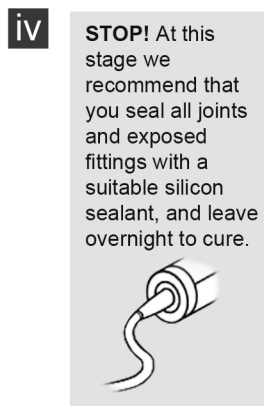
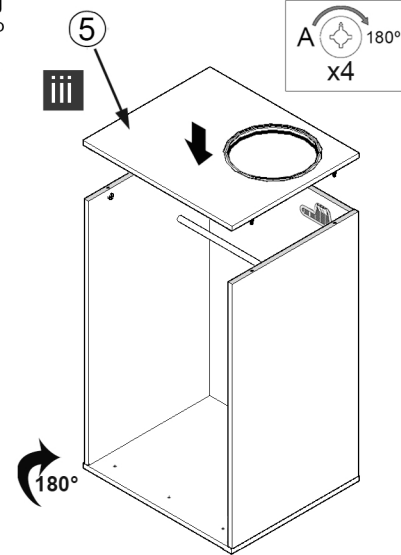
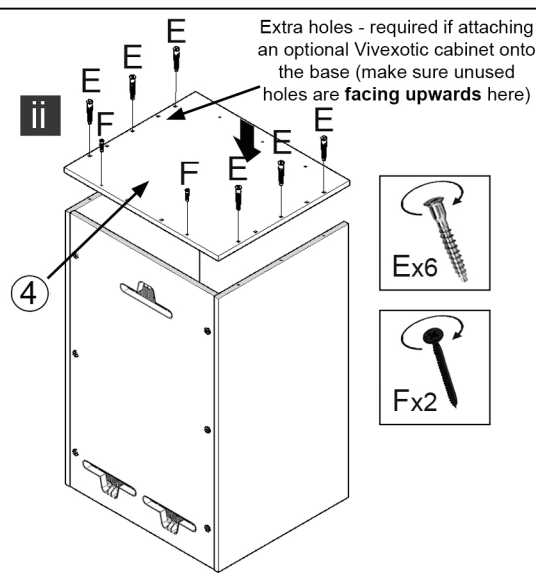
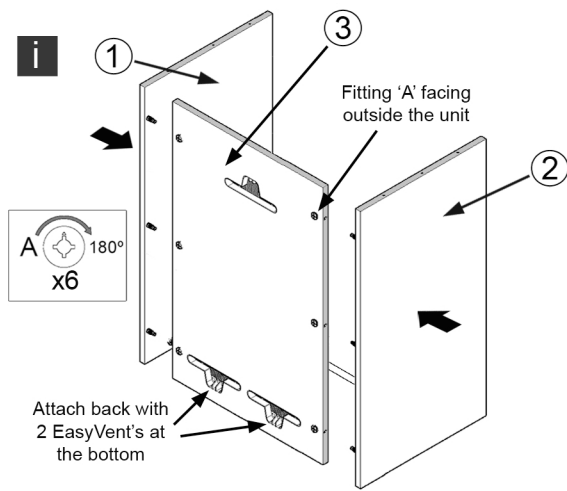


1 x Exo Terra Repti Glo 10.0
1 x Exo Terra Repti Glo 2.0
18" Fluorescent Bulbs 15W

If using the suggested Exo Terra ballast unit and 2 x fluorescent bulbs, attach onto the top panel. Use 6 x fitting 'N' to keep the cables away from the mesh cover cap.



ASSEMBLY



Protecting Your Vivarium - Silicon Sealing

It is advised that once built, you seal all joints and exposed fittings with aquarium silicon sealant, and leave overnight to cure. This sealing will prolong the life of your vivarium and proactively safeguard against accidental water spills and pet wastes. If your pet requires misting, it is essential that no excess water is left pooling within the vivarium. If water is allowed to seep into exposed joints, gaps or inadequately sealed edges the wood will swell.

We strongly recommend that the vivarium is sealed fully after construction, particularly where humidity levels are high. We recommend that humidity levels do not exceed 65% in any wooden vivarium and cannot guarantee the longevity of the vivarium in this case. For species requiring high levels of humidity we recommend Exo Terra Glass Terrariums. Please visit www.exo-terra.com for more details.

EXO TERRA® Suggested Kit

We recommend the following
Exo Terra products to complete
this kit for Yemen Chameleons:



Scan here to see
how our front flow
ventilation works:



Let Your Vivarium Breathe
With Healthy, Convenient "Front-Flow" Ventilation


Please visit
uk.hagen.com/vivexotic
for more information

We recommend Exo Terra reptile accessories for use with Vivaxotic products. Please refer to the **'Exo Terra Essential Care & Equipment Guide'** included for further details.

OTHER SUITABLE VIVEXOTIC ITEMS:



A matching **Vivexotic cabinet** can be purchased separately to fit directly onto the base of the vivarium.



Safely mount heat mats inside your melamine vivarium with a **Vivexotic Heat Mat Holder**.



The stainless steel **Vivexotic Glass Door Lock & Key** provides a secure locking system for your reptile.