

VIVEXOTIC

ASSEMBLY INSTRUCTIONS

REPTIHOMES

Maxi XL VIVARIUM

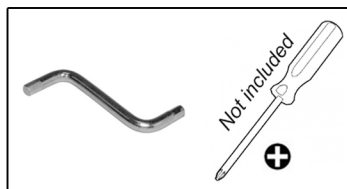
MADE IN THE UK

Important - Please read these instructions fully before starting assembly

If you need help, or have damaged or missing parts, please call **0141 945 2888** and ask for the QC department. However, please note if your product has been subject to obvious carrier damage to the carton during transit to your home, we recommend that you contact your supplier.

FITTINGS

Please note this fittings pack is used in different products, therefore it may include extra fittings that are not required in this product.



Ax4

Bx4

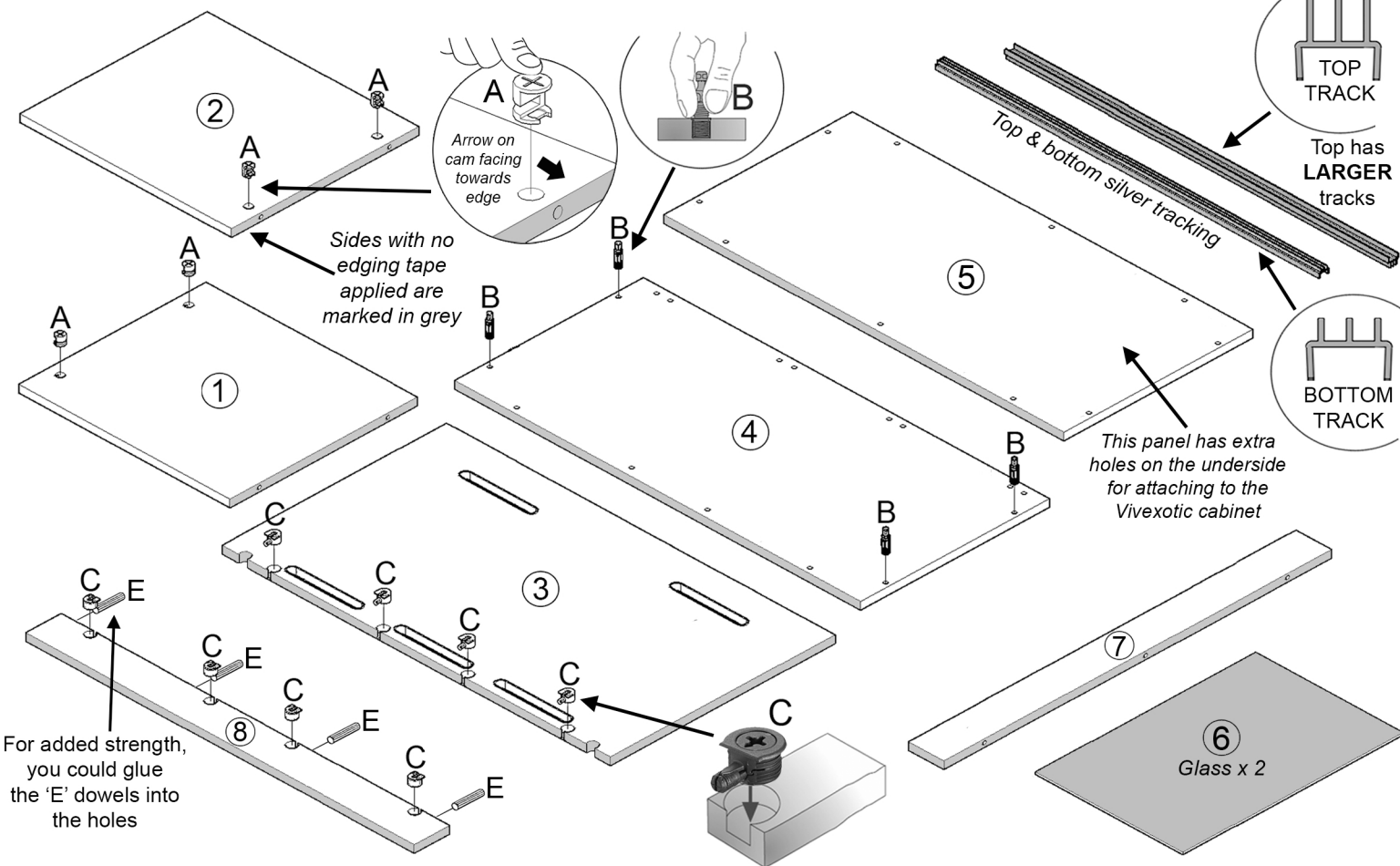
Cx8

Dx10

Ex4

PREPARATION

PLEASE NOTE THE PACKAGING CONTAINS 2 WOODEN END PROTECTORS. THESE PANELS ARE FOR PACKAGING PURPOSES ONLY AND ARE NOT PART OF THE PRODUCT.



Please visit uk.hagen.com/vivexotic for more information

We recommend Exo Terra reptile accessories for use with Vivexotic products. Please refer to the '**Exo Terra Essential Care & Equipment Guide**' included with this product for further details.

Repti-home vivariums stack perfectly together, and can be lifted off the ground using adjustable silver feet.



A matching **Vivexotic cabinet** can also be purchased to fit directly onto the base of this vivarium.

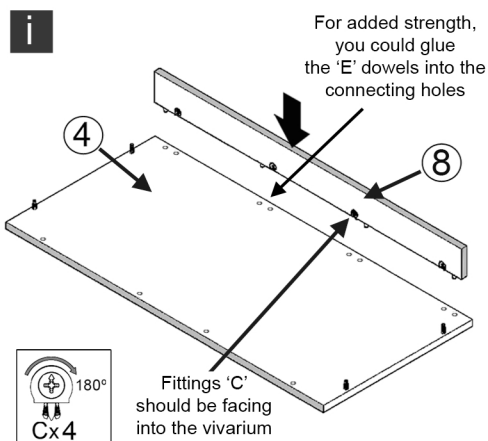
PROTECTING YOUR VIVARIUM - SILICON SEALING

Wooden vivariums are not recommended for pets that require tropical environments. It is advised that once built, you seal all joints and exposed fittings with aquarium silicon sealant, and leave overnight to cure. This sealing will prolong the life of your vivarium and proactively safeguard against accidental water spills and pet wastes. If your pet requires misting, it is essential that no excess water is left pooling within the vivarium. If water is allowed to seep into exposed joints, gaps or inadequately sealed edges the wood will swell.

We strongly recommend that the vivarium is sealed fully after construction, particularly where humidity levels are high. We recommend that humidity levels do not exceed 65% in any wooden vivarium and cannot guarantee the longevity of the vivarium in this case. For species requiring high levels of humidity we recommend Exo Terra Glass Terrariums. Please visit www.exo-terra.com for more details.

ASSEMBLY

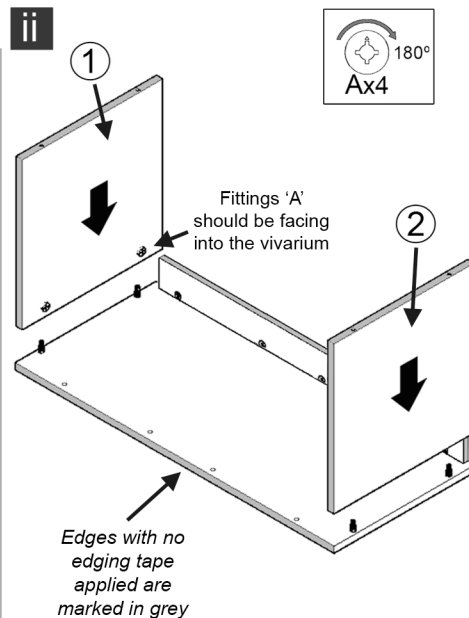
i



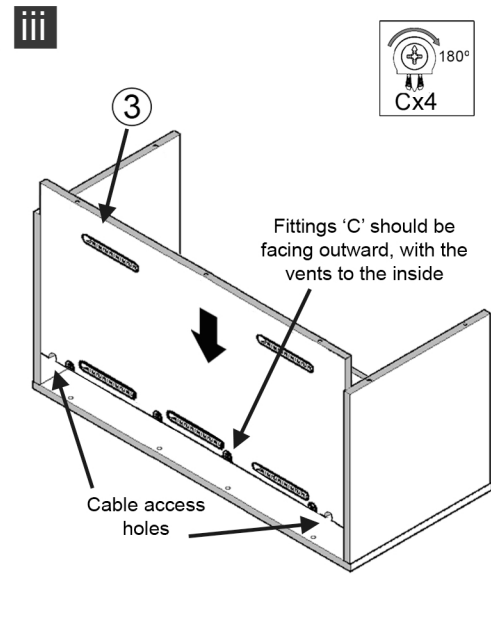
ii



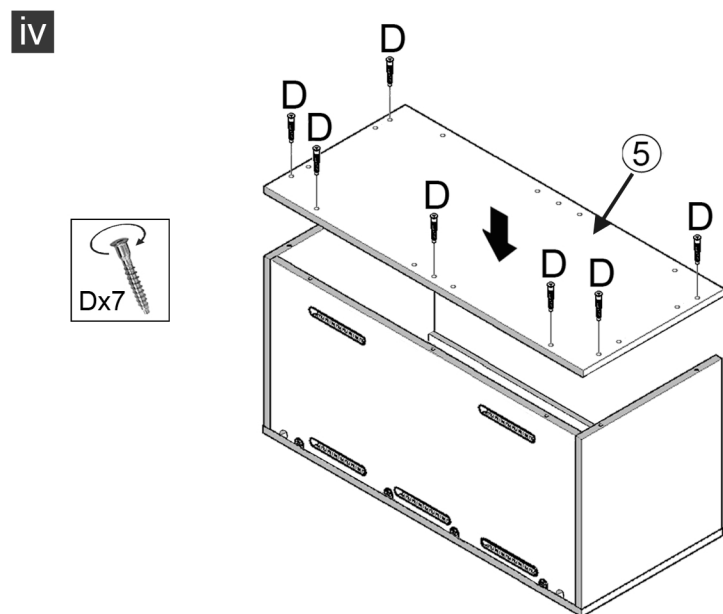
iii



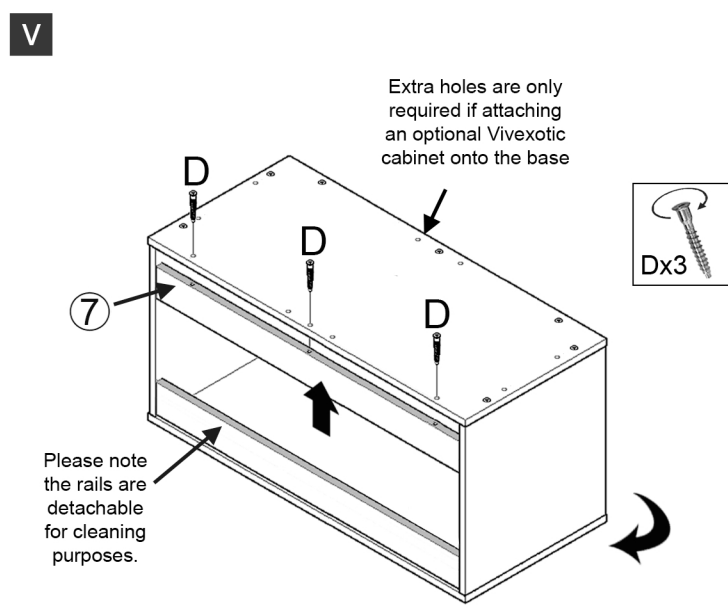
iv



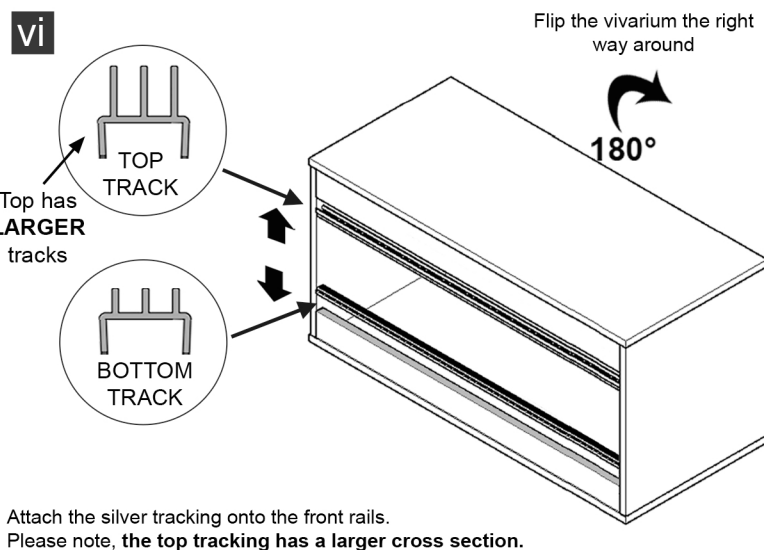
v



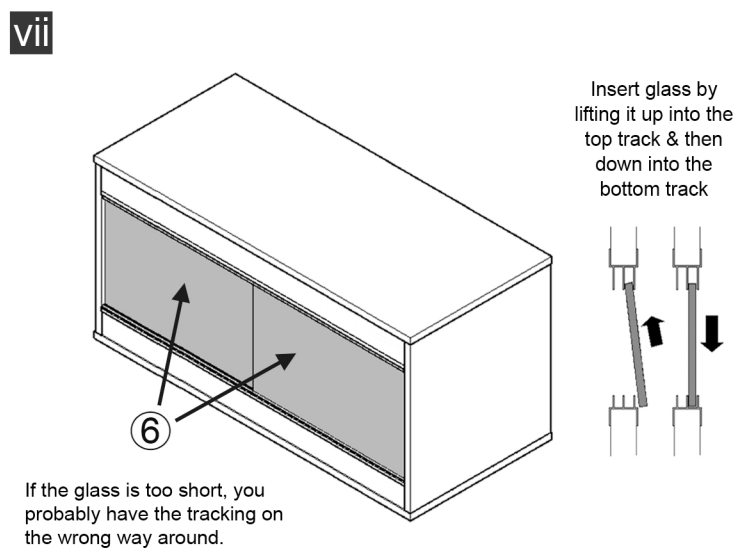
vi



vii



viii



2 YEAR EXTENDED WARRANTY

You have automatically received a standard 12 month guarantee with your purchase, however will receive an extra 12 months free (giving you a total of 2 years warranty from the date of purchase), if you fill out your details online. Simply visit uk.hagen.com and click on the 'warranty' section.

The standard and extended warranty covers for defective parts which have failed under normal use. We shall not replace parts that have been damaged by abnormal conditions or that which have been subjected to improper use. It is important that you seal your vivarium to prevent moisture entering into exposed chipboard. We will not replace parts that have been water damaged due to insufficient sealing. If not sealed correctly, this will invalidate the warranty.